

# contigo®



## AUTOSEAL® Water Bottle Care and Use Instructions

### ⚠ CAUTION

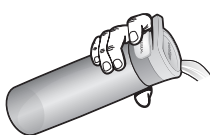
- Product is NOT designed for hot liquids. Use only with cold liquids.
- Not for use with carbonated or pulpy beverages.
- Always press the AUTOSEAL® button with the bottle in an UPRIGHT position prior to tipping it to drink. This will release any built-up pressure. Release button to seal.
- Prior to drinking, make sure the lid is properly threaded to the body and screwed on completely.
- Avoid accidental depressing of the AUTOSEAL® button by keeping the button free and clear of other objects.
- DO NOT overfill. Fill liquids to just below the threading in the body.
- DO NOT microwave or freeze.
- DO NOT use cleaners containing bleach, chlorine, abrasives, and/or other harsh chemicals.
- DO NOT continue to use product if damaged.
- DO NOT carry bottles containing liquid in bags to help prevent accidental opening.

### USAGE RECOMMENDATIONS


PRESS BUTTON  
to open



TIP  
to drink



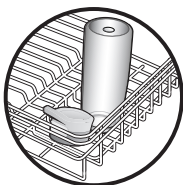
RELEASE BUTTON  
to Automatically Seal



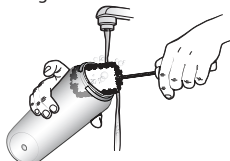
- The AUTOSEAL lid is designed to help prevent spills from accidental tipping.
- The AUTOSEAL lid that came with your new purchase is designed to only fit your Contigo® water bottle. Not for use with other products.

### CLEANING INSTRUCTIONS

- Wash thoroughly before first use.
- RINSE LID IMMEDIATELY AFTER EACH USE with warm water, pressing the AUTOSEAL® button so water flows through the Drink Spout and Vent Hole.
- Lid, plastic body and straw are top-rack dishwasher safe.
- Hand-wash stainless steel body.



- If washing by hand, soak the lid for 10 minutes in hot, soapy tap water. Hand-wash body with warm water and a mild detergent. Rinse both the lid and body thoroughly before use.
- For best results, use a Contigo® bottle brush, [www.GoContigo.com](http://www.GoContigo.com).



- ALWAYS STORE BOTTLE WITH LID REMOVED to allow parts to dry completely.



©2014 Ignite USA. All Rights Reserved.

Should you have any questions about your purchase, please  
contact us at 1-888-262-0622